



European Dragon Boat Federation



SPORT MEDICINE, PSYCHOLOGY and SCIENTIFIC COMMISSION

ANALYSIS OF INTERNAL AND EXTERNAL FACTORS

VALUATION OF LEVELS AND INTERVENTION PRIORITY

THE PERFORMANCE PROFILE

Dr. ANTONIO DE LUCIA

PREMISE

THE LAST YEAR, DURING THE MEETING OF BELGRADE THE PRESIDENT SCHERMI PRESENTED A QUESTIONNAIRE FOR THE DEFINITION OF INTERNAL AND EXTERNAL FACTORS IN THE DEVELOPMENT OF THE EUROPEAN FEDERATION

FOR EVALUATION A NON-STRUCTURED QUESTIONNAIRE TO WHICH THEY REVEALED 16 SUBJECTS PRESENT IN THE MEETING HAS BEEN INTRODUCED

based on the Performance Profile model, widely used in sports, business and organization, to investigate the importance of certain stakeholders in the activity of the EDBF and set goals to (goal setting)

METODOLOGY

1. IDENTIFYING INTERNAL AND EXTERNAL DEVELOPMENT FACTORS
2. EVALUATION FOR EACH FACTOR AT:
 - IDEAL LEVEL
 - CURRENT LEVEL (2017)
 - MEDIUM-TERM LEVEL (2021)
3. ANALYSIS OF RELATIVE AND PERCENTUAL DATA
4. GRAPHICAL REPRESENTATION OF THE 3 LEVEL PROFILE
5. IDENTIFYING THE SENSITIVE FACTORS TO ESTABLISH THE PRIORITIES FOR AN INTEGRATED DEVELOPMENT
6. GRAPHICAL REPRESENTATION OF THE MAIN SENSITIVE FACTORS



EUROPEAN DRAGON BOAT FEDERATION

INTERNAL AND EXTERNAL DEVELOPMENT FACTORS

INTERNAL FACTORS
PADDLERS
ADMINISTRATORS
RACE OFFICIALS
EQUIP. SUPPLIERS
BOAT BUILDERS
SUPPORT CREW
SUPPORTERS
VOLUNTEERS
NATIONAL FEDERATION
CLUBS
SPONSOR
COMMERCIAL OPERATOR

EXTERNAL FACTORS
INSURANCE CO.
MEDIA
SPONSOR
COMMERCIAL OPERATOR,
GOVERNMENTS
MULTI SPORT ORGANIZATION
CORPORATION
VENUE OWNERS
YOUTH ORGANIZATIONS
UNIVERSITY
PATIENTS ORGANIZATION
FESTIVALS
CHARITIES

DATA PROCESSING INTERNAL FACTORS

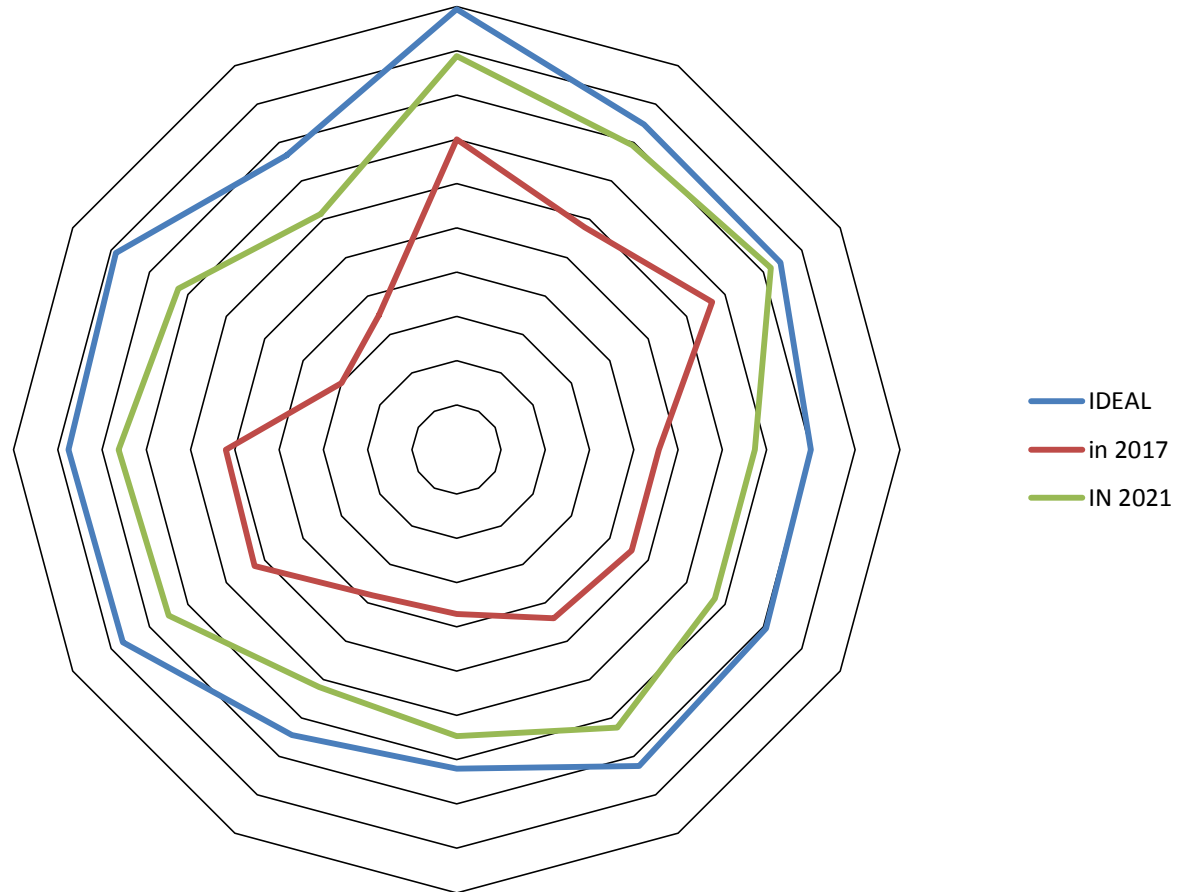
	A	B	C	D	E	F	G
INTERNAL FACTORS	IDEAL	2017	2021	A - B	% to A	C - B	% to C
PADDLERS	9,938	7	8,875	2,38	29%	1,875	21%
ADMINISTRATORS	8,467	5,786	7,933	2,681	31%	2,147	27%
RACE OFFICIALS	8,438	6,667	8,188	1,771	21%	1,521	18%
EQUIP. SUPPLIERS	8	4,571	6,733	3,49	42%	2,162	32%
BOAT BUILDRES	8,067	4,571	6,733	3,46	42%	2,162	32%
SUPPORT CREW	8,25	4,4	7,25	3,85	46%	2,85	39%
SUPPORTERS	7,2	3,714	6,467	3,486	54%	2,753	42%
VOLUNTEERS	7,438	3,8	6,188	3,638	49%	2,388	38%
NATIONAL FEERATION	8,688	5,267	7,5	3,421	39%	2,233	29%
CLUBS	8,75	5,2	7,625	3,55	40%	2,425	32%
SPONSOR	8,875	3	7,25	5,875	66%	4,25	58%
COMMERCIAL OPERAT	7,667	3,5	6,133	4,167	54%	2.633	43%

A= IDEAL LEVEL
B= LEVEL IN 2017
C= LEVEL IN 2021

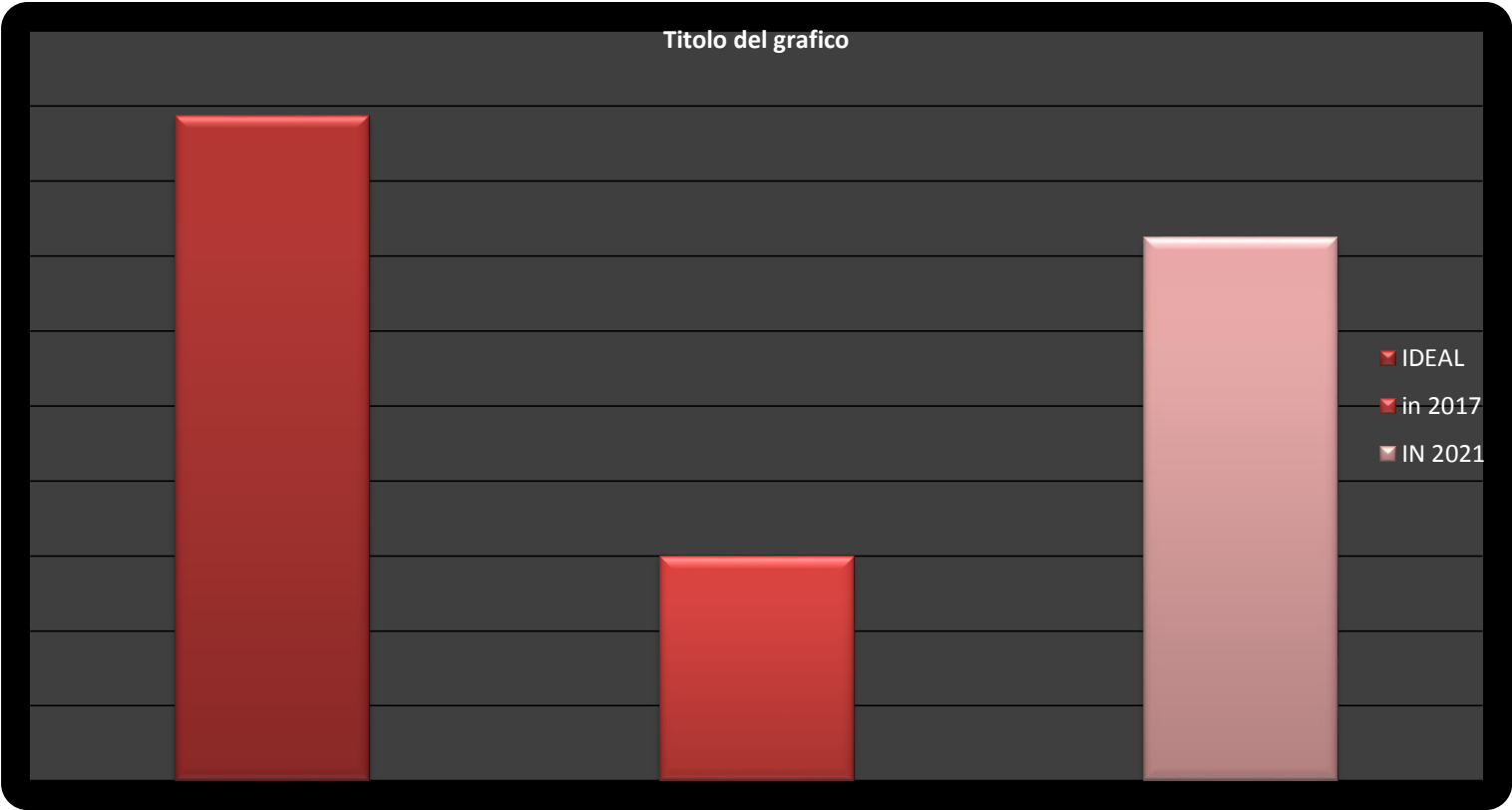
D= DIFFERENCE BETWEEN IDEAL AND THE 2017 LEVEL
E= % DIFFERENCE TO IDEAL LEVEL
F= DIFFERENCE BETWEEN 2017 TO 2021
G= % DIFFERENCE TO 2021 LEVEL

GRAPHIC REPRESENTATION

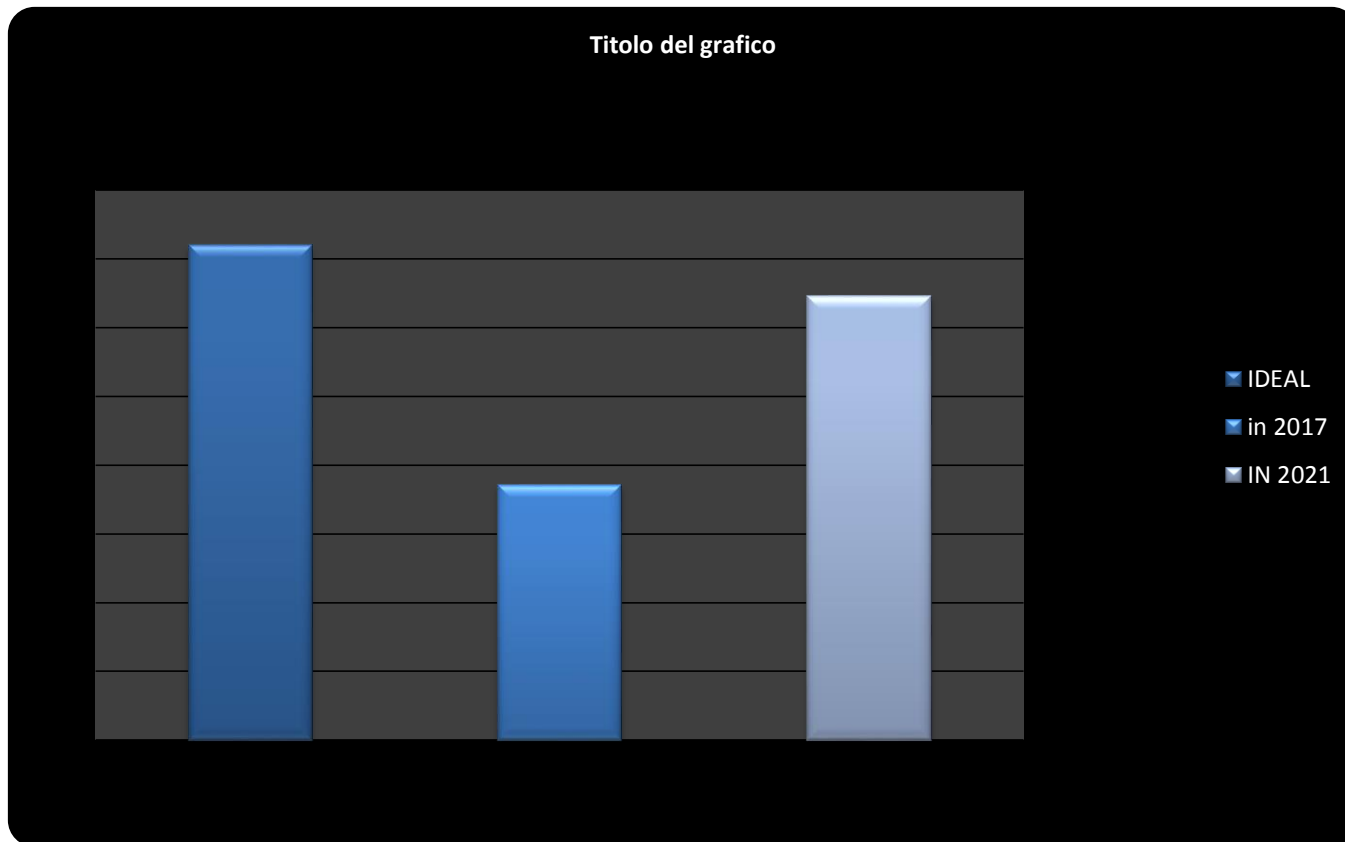
INTERNAL FACTORS



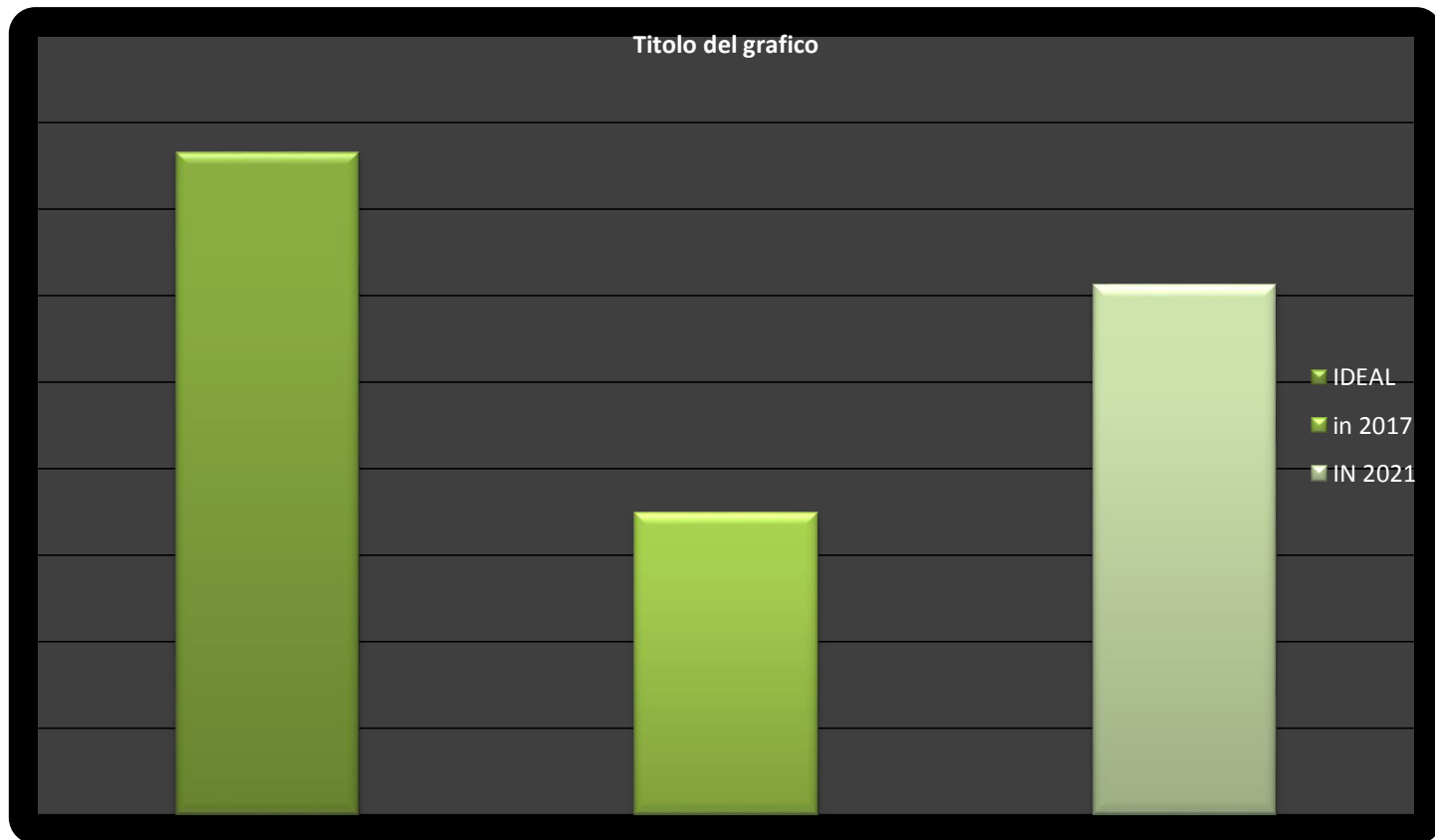
INTERNAL FACTORS	IDEAL	in 2017	in 2021
SPONSOR	8,875	3	7,25



INTERNAL FACTORS	IDEAL	in 2017	IN 2021
SUPPORTERS	7,2	3,714	6,467



INTERNAL FACTORS	IDEAL	in 2017	IN 2021
COMMERCIAL OPERATORS	7,667	3,5	6,133



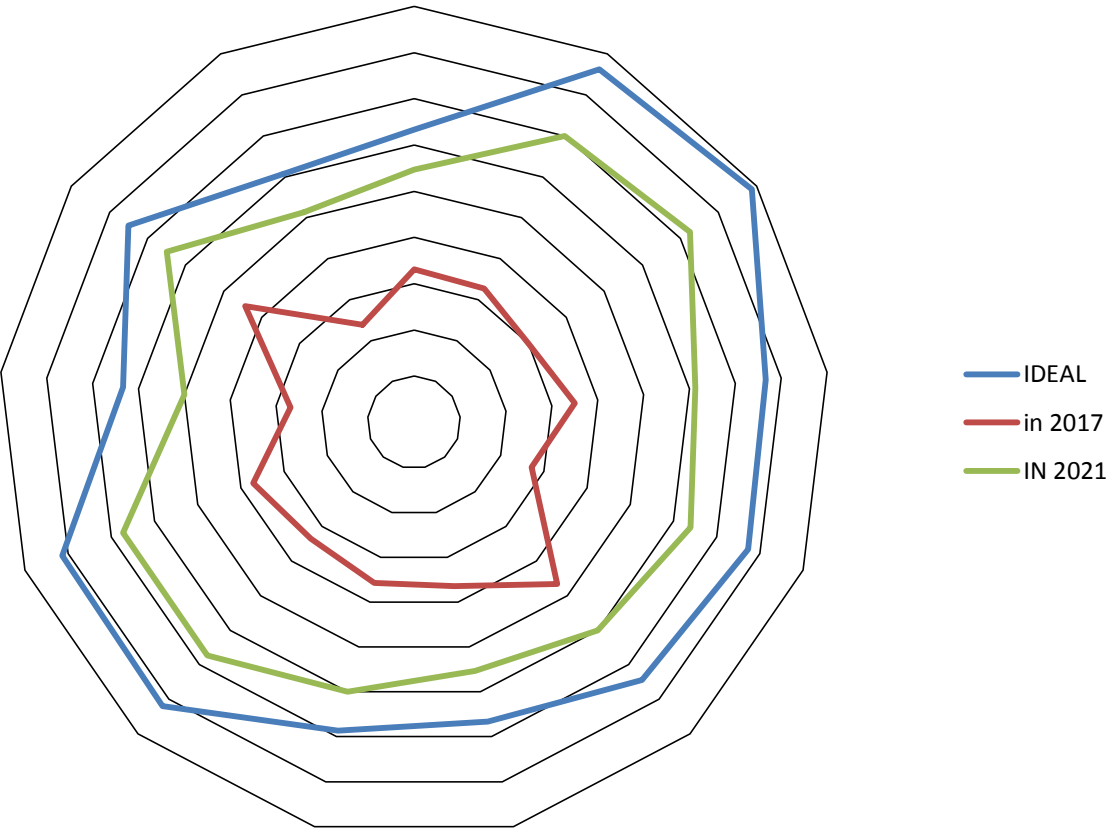
DATA PROCESSING EXTERNAL FACTORS

	A	B	C	D	E	F	G
EXTERNAL FACTORS	IDEAL	in 2017	IN 2021	A - B	% to A	C - B	% to C
INSURANCE CO.	6,333	3,308	5,467	3,025	-47%	2,159	-39%
MEDIA	8,625	3,267	7	5,358	-62%	3,733	-53%
SPONSOR	8,875	3	7,25	5,875	-66%	4,25	-58%
COMMERCIAL OPERAT,	7,667	3,5	6,133	4,167	-54%	2,633	-42%
GOVERNAMENTS	7,733	2,714	6,4	5,024	-64%	3,686	-57%
MULTI SPORT ORGANIZ.	7,438	4,667	6	2,771	-37%	1,333	22%
CORPORATION	6,667	3,643	5,533	3,024	-45%	1.89	-34%
VENUE OWNERS	6,867	3,571	6	3,26	-47%	2,429	-40%
YOUTH ORGANIZATIONS	8,2	3,357	6,733	4,843	-59%	3,37	-50%
UNIVERSITY	8,133	3,714	6,733	4,419	-54%	3,019	-44%
PATIENTS ORGANIZ.	6,333	2,692	5	3,641	-57%	2,308	-46%
FESTIVALS	7,5	4,429	6,5	3,071	-40%	2,071	-31%
CHARITIES	6,067	2,385	5,133	3,682	-60%	2,748	53%

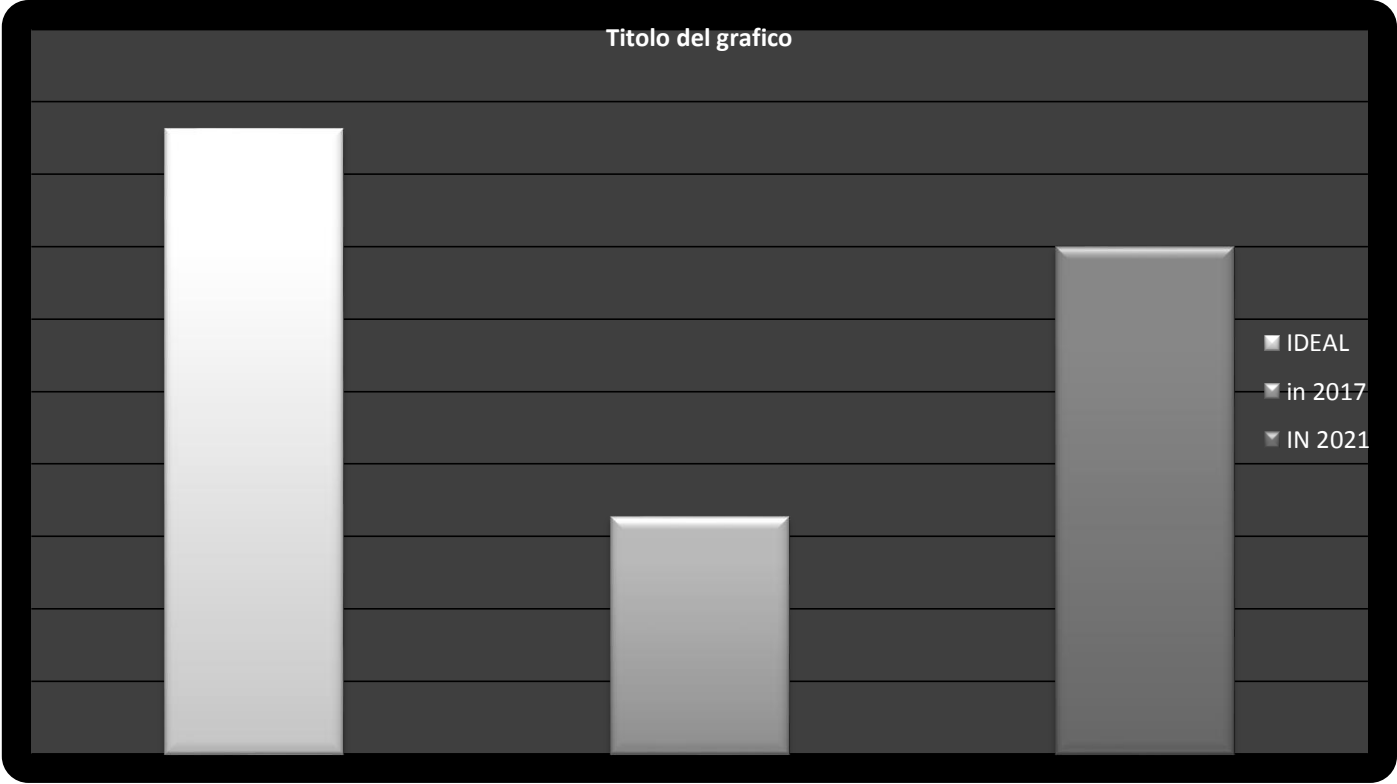
A= IDEAL LEVEL
B= LEVEL IN 2017
C= LEVEL IN 2021

D= DIFFERENCE BETWEEN IDEAL AND THE 2017 LEVEL
E= % DIFFERENCE TO IDEAL LEVEL
F= DIFFERENCE BETWEEN 2017 TO 2021
G= % DIFFERENCE TO 2021 LEVEL

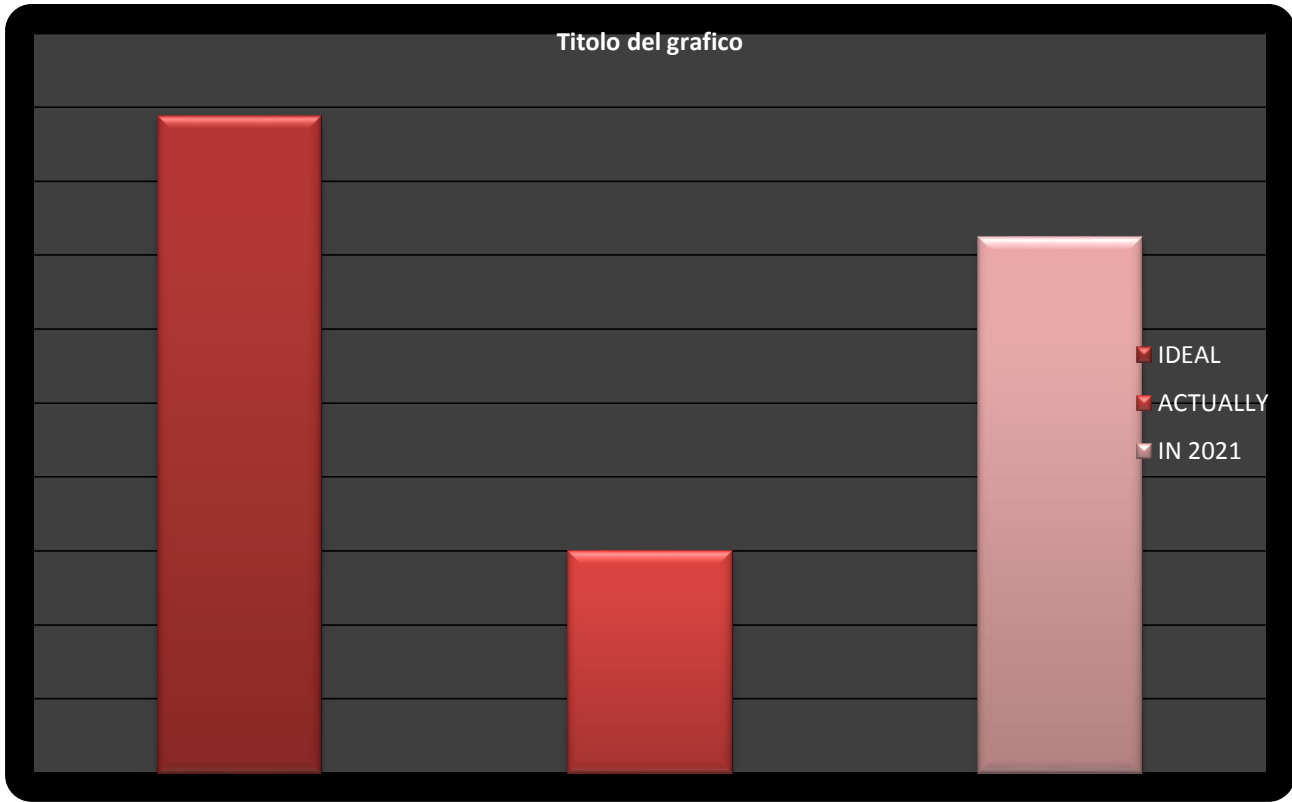
GRAPHIC REPRESENTATION EXTERNAL FACTORS



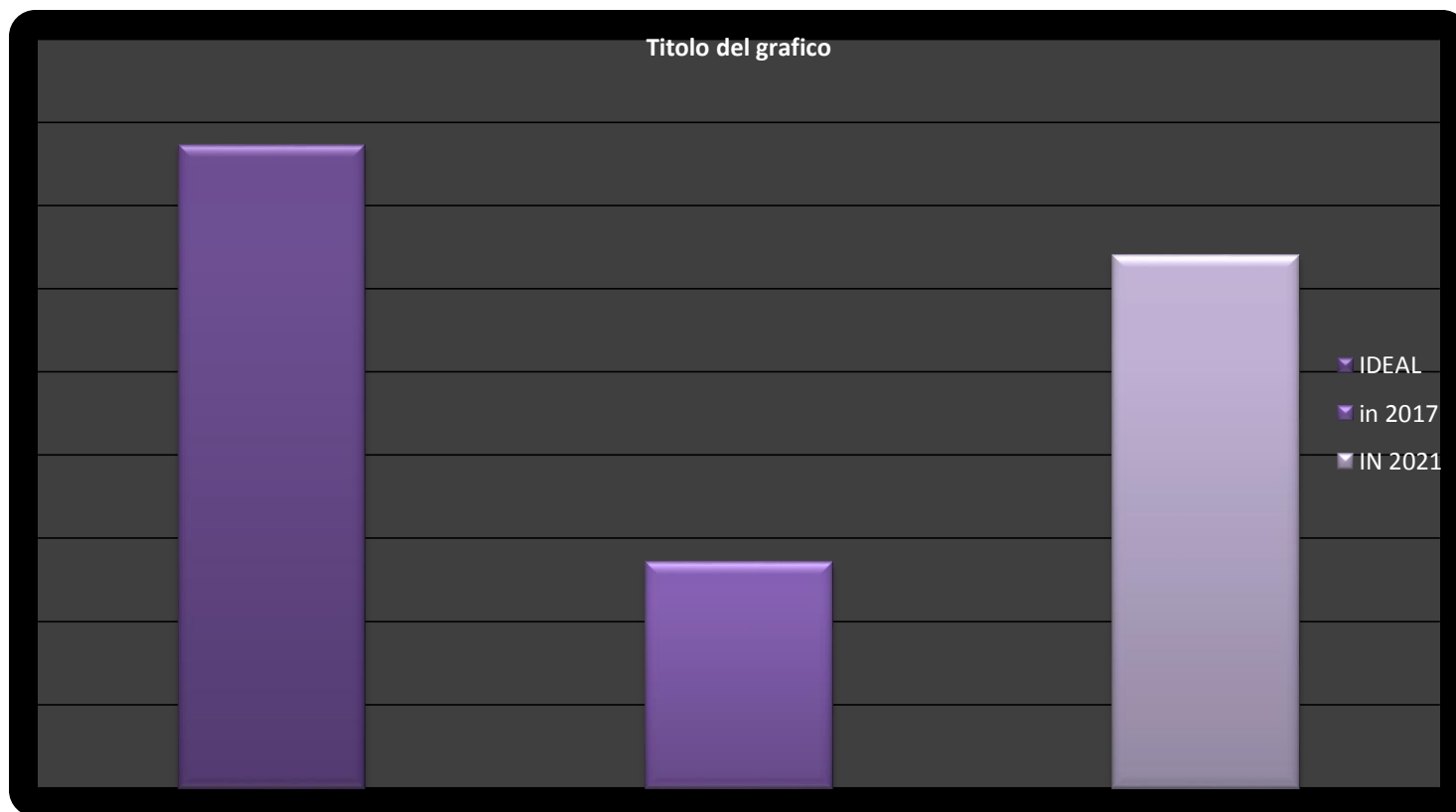
EXTERNAL FACTORS	IDEAL	in 2017	IN 2021
MEDIA	8,625	3,267	7



Titolo del grafico



EXTERNAL FACTORS	IDEAL	in 2017	IN 2021
GOVERNAMENTS	7,733	2,714	6,4





CONCLUSIONS

THIS WORK CONSTITUTES A FIRST PILOT PROJECT TO WHICH WILL FOLLOW OTHER PROJECTS FROM THE SMED COMMISSION

- THE TRAINING OF THE COACHES, (IN SEVILLE)
- THE PREVENTION OF THE DOPING
- THE PSYCHOLOGICAL ASPECTS OF TEAM SPORTS
- MEDICAL CERTIFICATIONFOR COMPETITIVE SPORTS PRACTICEe

“How are you?”

Broken. Useless. Alone. Clueless.
Confused. Betrayed. Fragile. On the verge
of tears. Depressed. Anxious. About to
break down. Really give up. Pathetic.
Annoying. I'm just a burden. Distant.
Lonely. Bitter. Jealous. Lonely.
Rejected. Crushed. I feel like I'm going to
just fall apart at any moment. Empty.
Defeated. Never good enough.